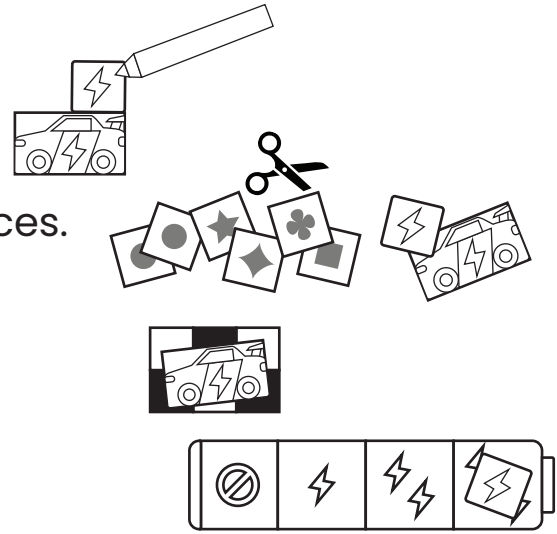


Battery Blitz Board Game

Start your engines while keeping an eye on your battery to be the first to win the race!

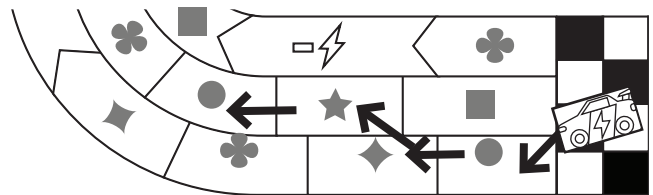

Set Up

- **Color** in your car and charge marker.
- **Cut** along dashed lines to make the game pieces.
- Put the 15 tiles with shapes into a **cup**.
- Place your **car** on the checkered area.
- Place your **charge markers** at full.
- Choose how many loops to play. It takes about 5 minutes for a single player to complete a loop.





How to Play

- Youngest player goes first. Draws 4 shapes from the cup.
- Use the 4 shapes in any order to find a path forward for your car. You can move to tiles that touch the one you are on and match an unused square.



- Your turn ends when you have used all 4 squares or you can't move forward. Return squares to the cup.
- Take turns drawing and moving around the track. The first player to complete the loop wins.

Speed Tile - The  tiles move you forward faster, but cost one battery charge to use. Move your charge marker down one level with each use. If your charge is at empty you can't move onto a speed tile.

Charge Tile - The  tile will increase your charge by one, but also ends your turn.

